

DIFFERENTIAL PRESSURE GAUGE

PISTON OPERATED



SPECIAL FEATURES

- SIMPLE AND COMPACT DESIGN.
- HIGH OPERATING PRESSURE UP TO 200 bar.
- OVER PRESSURE SAFE FROM EITHER SIDE TO MAXIMUM WORKING PRESSURE.
- INDICATING MECHANISM ISOLATED FROM PRESSURE CHAMBER.

APPLICATIONS


FILTERS, HYDRAULIC SYSTEMS, WATER TREATMENT PLANTS, CHEMICAL PLANTS, NATURAL GAS PROCESSING, HEAT EXCHANGERS, GASOLINE / DIESEL ENGINE FILTERS, PUMPS & VALVES, COMPRESSORS.

SPECIFICATIONS

STANDARD VERSION : 63 mm, 100 mm & 150 mm

Accuracy	: ± 2% of F. S. (Ascending)
Ambient temperature	: Max. 65°C
Process temperature	: Max. 80°C
Over Pressure Range	: Up to the Full Scale Value
Connection	: 1/4" NPT (F) x 2 Nos.

Case	: AISI 304 SS
Wetted Parts	: Teflon, Ceramic Magnet & SS Spring
Body	: AISI 316 SS
Protection	: IP 65
Dial	: Aluminum, black Colored, Fixed
Window	: Plain Glass



GLYCERINE FILLED VERSION (OPTION PY)

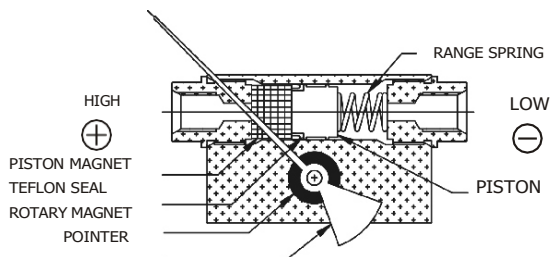
Accuracy	: ±4.0% of F. S. (Ascending)
Ambient Temperature	: Maximum
Process Temperature	: Maximum 65°C
Window	: Plain Glass
Dampening Liquids	: Glycerin 99.7% (others available as)
Other Features	: Refer Specification of Standard

Temperature effect:

The variation of indication caused by effects of temperature is to be calculated by below formula; which is to be added in the specified accuracy while measurement :-

Formula : $\pm 0.04 \times (t_2 - t_1) \% \text{ of F. S.}$

where t_1 = reference temperature (+20°C) and t_2 = ambient temperature in °C.



OPERATING PRINCIPLE

High and Low pressures are separated by a sensor assembly consisting of a magnet, piston, Teflon seal and a range spring. The difference in pressure causes the sensor assembly to move in proportion to the change against a range spring.

A rotary magnet, located in a separate body cavity and isolated from the acting pressures, is rotated by magnetic coupling as per the linear movement of the sensor assembly. A pointer attached to the rotary magnet indicates differential pressure on the dial.



Industrix Precise Solutions Private Limited

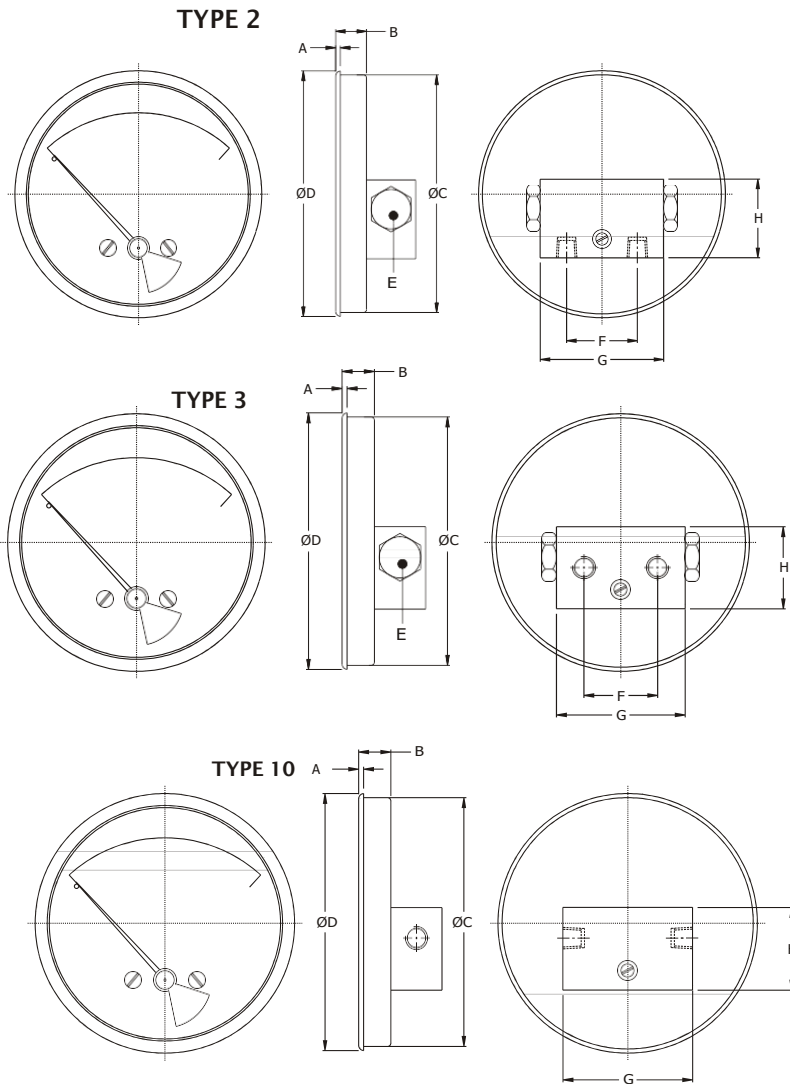
Room No – 303, Bhumika Residency, Plot No-21, Sector-20, Roadpali, Kalamboli, Panvel (Tal.), Raigad (Dist.), Maharashtra, India – 410218.

Mobile: +91 99309 98399 / +91 99674 97447

E-mail: admin@ipspl.in / sales@ipspl.in Website: www.ipspl.in

CIN : U52399MH2021PTC368555

DIMENSIONS - STANDARD VERSION



NS	A	B	ØC	ØD	E	F	G	H	Weight in gram (With Box)
63	3.2	19.5	62.5	66.5	20	46	76	50	430
100	3.2	19.5	101.5	104	20	46	76	50	460
150	3.2	19.5	151.5	155.5	20	46	76	50	560

NS	A	B	ØC	ØD	E	F	G	H	Weight in gram (With Box)
63	3.2	19.5	62.5	66.5	20	46	76	50	400
100	3.2	19.5	101.5	104	20	46	76	50	450
150	3.2	19.5	151.5	155.5	20	46	76	50	540

NS	A	B	ØC	ØD	G	H	Weight in gram (With Box)
63	3.2	19.5	62.5	66.5	76	50	410
100	3.2	19.5	101.5	104	76	50	460
150	3.2	19.5	151.5	155.5	76	50	550

Notes : • Drawings are not to scale. • All Dimensions are in mm. • NS = Nominal Size.

RANGE TABLE

Note : IPSPL offers National / International Scales like kPa, bar, psi, kg/cm², mbar, mmWC, inWC or Equivalent scales as per the requirement can be provided on request.

Following are the example tables for kPa & kg/cm².

GAUGE PRESSURE RANGE

SINGLE SCALE					
kPa	kPa	kPa	kg/cm ²	kg/cm ²	kg/cm ²
0 / 25	0 / 200	0 / 500	0 / 0.25	0 / 2.00	0 / 5.00
0 / 50	0 / 250	0 / 600	0 / 0.50	0 / 2.50	0 / 6.00
0 / 75	0 / 300	0 / 700	0 / 0.75	0 / 3.00	0 / 7.00
0 / 100	0 / 350	0 / 900	0 / 1.00	0 / 3.50	0 / 9.00
0 / 160	0 / 400	0 / 1000	0 / 1.60	0 / 4.00	0 / 10.00

Note : Other Scale are available on customer request.



IPS-PG-10

HOW TO ORDER

BASIC MODEL CODE

	D	F	H
NOMINAL SIZE	63 mm	100 mm	150 mm

CASE TYPE

HN CASE WITHOUT FRONT FLANGE	HO CASE WITH FRONT FLANGE
-------------------------------------	----------------------------------

TYPE OF MOUNTING

2 DIRECT BOTTOM ENTRY	3 DIRECT BACK ENTRY	10 IN LINE ENTRY
------------------------------	----------------------------	-------------------------

BODY MATERIAL

HU ALUMINIUM	CL AISI 316 SS	CN MONEL
---------------------	-----------------------	-----------------

GAUGE CONNECTION

2NF 1/4" NPT (F) X 2 Nos.(Standard)
2BF 1/4" BSP (F) X 2 Nos.

Note : Connections like Metric/ PT/ PF/ Flaired/ UNF/ G/ R etc. can be provided on request.

RANGE

REFER RANGE TABLE

OPTIONS

RH CUSTOM DESIGNED DIAL
SW DIAL TAG MARKING
SX SS TAG PLATE
NG CALIBRATION CERTIFICATE
PY DAMPENING LIQUID GLYCERINE FILLED
JU 2" PIPE/YOKE MOUNTING BRACKET & 'U' CLAMP (AISI 304 SS)

IPS-PG-10

X

XX

**X
OR
XX**

XX

XXX

**0 - 2
kg/cm²**

XX

Note : Specifications and dimensions given in this product catalogue represents the state of engineering at the time of printing.
Modifications may take place and materials specified may be replaced by others without prior notice.



Industrix Precise Solutions Private Limited

Room No – 303, Bhumika Residency, Plot No-21, Sector-20, Roadpali, Kalamboli, Panvel (Tal.), Raigad (Dist.),
Maharashtra, India – 410218.

Mobile: +91 99309 98399 / +91 99674 97447

E-mail: admin@ipspl.in / sales@ipspl.in Website: www.ipspl.in

CIN : U52399MH2021PTC368555