

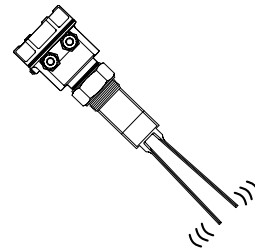
VIBRATING FORK POINT LEVEL SWITCH FOR SOLIDS & POWDERS

PRODUCT OVERVIEW

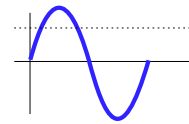
IP SPL vibrating fork point level switch model IPS-LS-08 is suitable for solid and powder even with low bulk density material and use in all process industries like cement, pvc, food grains, coal, steel and many more. IP SPL model IPS-LS--8 is available in 3 different fork length(s) depending upon the material bulk density i.e. D1 (150mm), D2 (125mm) and D3 (100mm). All these three different length of tuning fork have different operating frequencies depending upon their length.



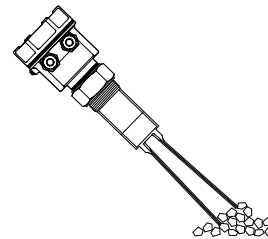
OPERATING PRINCIPLE



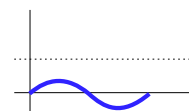
Electronics of IPS-LS-08 excites the piezo-electric-crystals inside the tuning fork, which makes the fork tines vibrate at their natural resonance frequency in free air.



Amplitudes of vibration are above threshold when the tines are free to vibrate.



When material touches the fork tines, vibration stops as resonance gets disturbed.



Amplitudes of vibration, as sensed by the electronics falls below the threshold-strength, and material presence is thus detected.

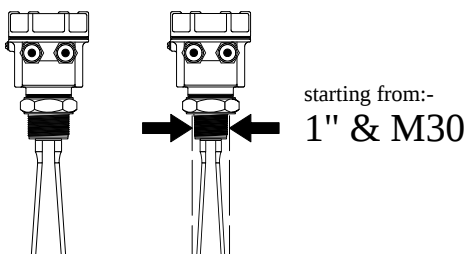
APPLICATIONS

❑ Vibrating fork level switch is used in different applications like

- Free flowing powders
- Fly ash
- Cement
- PVC powder
- Wheat grains
- Coal
- Rice husk
- Food grains
- Pulses
- Polyester chips

❑ Material having granules size less than 10mm.

COMPACT PROCESS CONNECTION



FEATURES

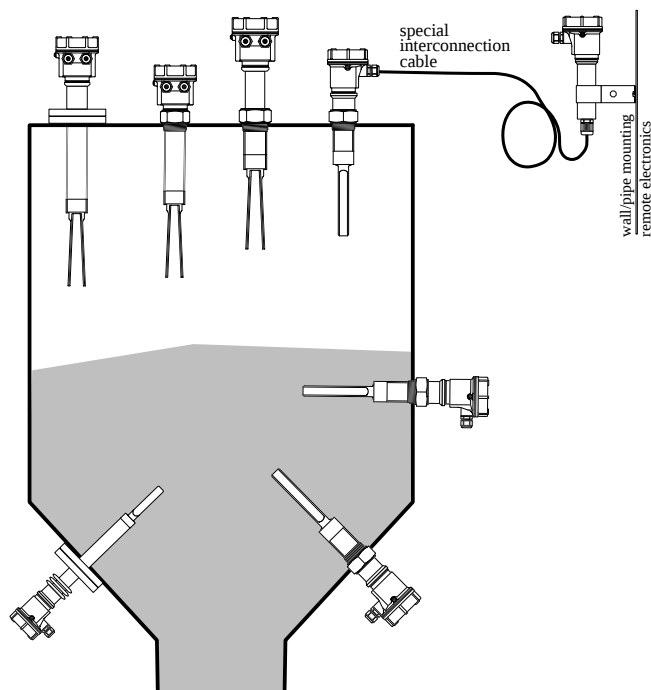
- Compact size
- Fast switching response 2 sec (0.8 sec and 1.5 sec available on demand)
- Low power consumption (0.5 to 0.7VA)
- Calibration-less operation
- Durable construction
- Immune to External Vibrations
- Tropicalized & potted electronics module
- Suitable for side as well as top mounting
- Minimum and maximum failsafe field selectable
- Ingress protection: IP 67/68 (as per IS/IEC 60529:2001)
- Process temperature max 250°C
- Process pressure max. 20 bar
- 1" threaded mountings available
- Threaded / flanged / customized process connections
- Remote electronics with standard 10 meters cable length

Performance Specifications

Parameter	Description
General	
Min. Density	50 gram/litre for D1 (Length 150mm), 200 gram/litre for D2 (Length 125mm), 300 gram/litre for D3 (Length 100mm)
Maximum measured error	Max. ±1 mm (at reference operating conditions)
Repeatability	0.1 mm
Switching response	2 sec
Hysteresis	Approx. 2 mm
Influence of medium temperature	Max +2 to -3 mm (-20 to +150 °C)
Influence of medium density	Max +5 to -4 mm (1.0 to 2.5 g/cm ³)
Influence of medium pressure	Max 0 to -3 mm (-1 to 20 bar)
Sensor Cable	Remote electronics require special cable from fork to controller, 10 meter standard length (Longer length max. upto 15m)
Process	
Ambient Temperature	-20°C ... 70°C (-4°F ... 158 °F)
Process Temperature	-20°C ... 80°C (-4°F ... 176 °F)
Extended Process Temperature	-30°C ... 250°C (-22°F ... 482 °F) (extensions & heat sinks required)
Process Pressure	Absolute / max. 20 bar
Physical Specifications	
Wetted Parts	SS 316 or SS 316L
Process Connections	NPT / BSP 1", 1/2", 1-1/4", 1-1/2", 2", Triclover 1", 1-1/2", 2" and Flanged ANSI / JIS / DIN / ASA / custom
Extensions Tube & Material	SS 304, SS 316, SS 316L
Insertion Length	125mm to 3,000mm
Approvals & Certifications	
ISO Certification	ISO 9001:2015
CE certification	All product comply as per directives 2014/35/EU Low Voltage Directive & 2014/30/EU Electromagnetic Compatibility Directive
RoHS Certification	RoHS Compliance as per RoHS Directive (2011/65/EU); Certificate No. RoHS-TTPL-2021-0305
Ingress Protection	IP67/68 as per IS/IEC 60529:2001
Ex-proof (Ex d T6 IIC)	Flameproof as per IS/IEC 60079-1:2014, Ingress Protection (IP-67) as per IS/IEC 60529:2001 Suitable for Gas Group: IIC, Suitable for Zone 1 & 2 atmospheres and Dust hazardous area Zone 21 & 22
Ex-ia Approval	Intrinsically safe according to the requirement of IS/IEC 60079-0:2011, IS/IEC 60079-11:2006 & IS/IEC 60529: 2001
EMC Certification	EMC Certified as per Standard IEC 61000-4-3, IEC 61000-4-2, IEC 61000-4-6, IEC 61000-4-29, IEC 61000-4-4, IEC 61000-4-5, CISPR 11
Vibration Test Certificate	Vibration complied as per IEC 60068 part 2-6 sinusoidal, 10-55Hz, 0.15mm

Specifications are subject to change without prior notice

Typical Installation



Performance Specifications

Parameter	Description	Electrical Connection
Electrical		
EIUD / ERUD Supply Output Relay Rating	Integral / Remote Electronics Universal Power Supply 15 to 80 VDC & 15 to 260 VAC 50/60Hz 1 DPDT potential free relay contact output 5 A each @ 24VDC or 220VAC	
EIDP / ERDP Supply Output Output Limit	Integral / Remote Electronics 12 to 60 VDC PNP output 250mA max. Short Circuit Safe	
EIUSP / ERUSP Supply Output Relay Rating DC Supply PNP Output	Integral / Remote Electronics Universal Power Supply 15 to 80 VDC & 15 to 260 VAC 50/60Hz Potential free SPDT relay contact O/P 5 A each @ 24VDC or 220VAC 15 to 60 VDC for PNP O/P 250mA max. Short Circuit Safe	
EIDL Supply Output Output Limit	Integral Electronics 4-20mA Loop Powered 12 to 60 VDC Two Wire DC 8 / 16mA & 4 / 20mA output 8mA (±1mA max) / 16mA (±1mA max)	
EIFS / ERFS	Integral / Remote Electronics specially designed with special output	Electrical connection depends on selected model code.

Ordering Information

IPS-LS-08 **Hxx** - **Tx** - **Sx** - **Gx** - **Px** - **Cx** - **Exxx** - **Dx** - **Lxxxx**

Enclosure

HAN = Aluminum Non-Hazardous IP-67/68
HAX = Aluminum Flameproof Ila, IIb and IIc
HSN = Stainless steel
HPN = Polycarbonate (Plastic)
HES = Specially designed as per customer requirement

Material Temperature

T1 = max 80°C
T2 = max 200°C
T3 = max 250°C
TS = Customer specified special designed

Sensing Surface Material

S6 = SS 316
SL = SS 316L
ST = PTFE Coated
SF = PFA Coated
SS = Special Surface

Sensor Extension Material

G0 = None
G4 = SS 304
G6 = SS 316
GL = SS 316L
GT = PTFE Coated
GF = PFA Coated
GS = Special Surface

Process Connection Type

PB1 = 1" BSP
PB2 = 1-1/2" BSP
PB4 = 1-1/4" BSP
PB5 = 2" BSP
PB6 = 1/2" BSP
PN1 = 1" NPT
PN2 = 1-1/2" NPT
PN4 = 1-1/4" NPT
PN5 = 2" NPT
PN6 = 1/2" NPT
PT1 = 1", 1-1/2" Triclover / Triclamp
PT2 = 2" Triclover / Triclamp
PFL = Flanged Type (Fxxx)
F001 = 1/2" B16.5 ANSI/ASA 150#RF
F002 = 3/4" B16.5 ANSI/ASA 150#RF
F003 = 1" B16.5 ANSI/ASA 150#RF
F004 = 1-1/4" B16.5 ANSI/ASA 150#RF
F005 = 1-1/2" B16.5 ANSI/ASA 150#RF
F006 = 2" B16.5 ANSI/ASA 150#RF
F007 = 2-1/2" B16.5 ANSI/ASA 150#RF
F008 = 3" B16.5 ANSI/ASA 150#RF
F009 = 4" B16.5 ANSI/ASA 150#RF
F010 = 5" B16.5 ANSI/ASA 150#RF
F011 = 6" B16.5 ANSI/ASA 150#RF
PCS = Special Process Connection

Insertion Length

125mm to 3000mm

Fork Length

D1 = 150mm (Min. Density 50g/L)
D2 = 125mm (Min. Density 200g/L)
D3 = 100mm (Min. Density 300g/L)

Electronics (Refer page 3 for detail description)

EIUD = 1 DPDT relay O/P
EIDP = PNP O/P
EIUSP = 1 SPDT relay+PNP O/P
EIDL = 8/16mA & 4-20mA O/P
EIFS = Special O/P
ERUD = Remote Electronics with 1 DPDT relay O/P
ERDP = Remote Electronics with PNP O/P
ERUSP = Remote Electronics with 1 SPDT relay+PNP O/P
ERFS = Remote Electronics with special O/P

Process Connection Material

C4 = SS 304
C6 = SS 316
CL = SS 316L
CT = PTFE Coated
CF = PFA Coated
CS = Special Surface

Due to continuous development of our products technical information's are subject to change.

Please ensure the compatibility between the measured medium and the contacting part of the product when placing an order.

IPSPL reserves the right to make any change in this datasheet without notice. The information provided is believed to be accurate and reliable as of this product sheet.

Contact factory for custom configurations not shown



Industrix Precise Solutions Private Limited

Room No – 303, Bhumika Residency, Plot No-21, Sector-20, Roadpali, Kalamboli, Panvel (Tal.), Raigad (Dist.), Maharashtra, India – 410218.

Mobile: +91 99309 98399 / +91 99674 97447

E-mail: admin@ipspl.in / sales@ipspl.in Website: www.ipspl.in

CIN : U52399MH2021PTC368555